


Neural Networks for Machine Learning tensorflow playground



TensorFlow Playground

- Great javascript app demonstrating many basic neural network concepts (e.g., [MLPs](#))
- Doesn't use [TensorFlow](#) software, but a lightweight js library
- Runs in a Web browser
- See <http://playground.tensorflow.org/>
- Code also available on [GitHub](#)
- Try the [playground exercises](#) in Google's machine learning crash course

Tinker With a **Neural Network** Right Here in Your Browser. Don't Worry, You Can't Break It. We Promise.

Epoch: 000,000 | Learning rate: 0.03 | Activation: ReLU | Regularization: None | Regularization rate: 0 | Problem type: Classification

DATA

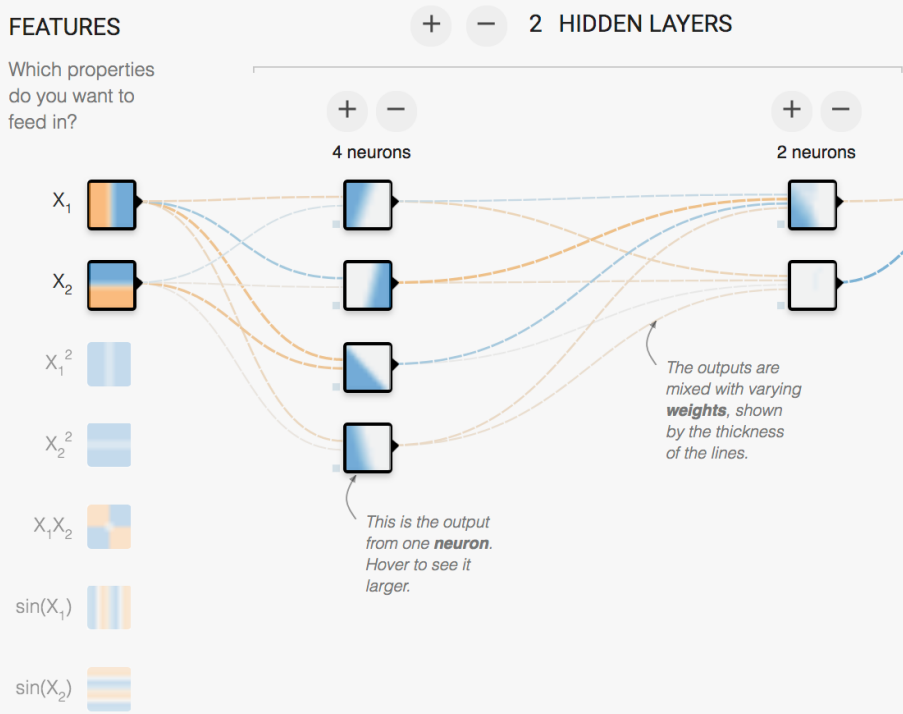
Which dataset do you want to use?

Ratio of training to test data: 50%

Noise: 0

Batch size: 10

REGENERATE



OUTPUT

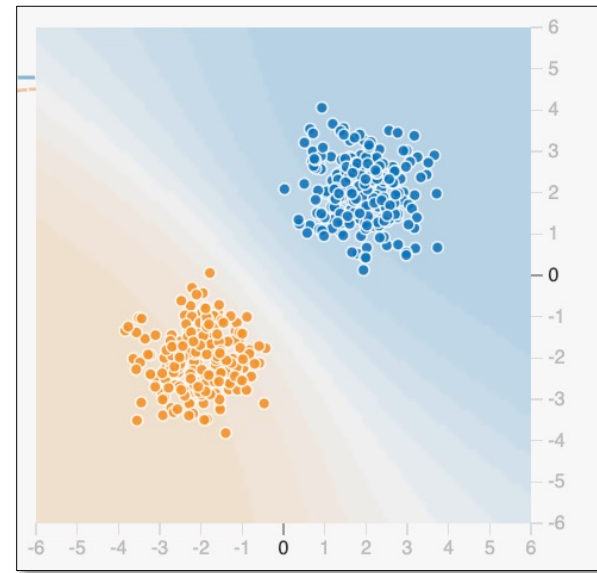
Test loss 0.435
Training loss 0.432

Colors shows data, neuron and weight values.

Show test data Discretize output

Datasets

- Six datasets, each with 500 (x,y) points on a plane where x and y between -5 and +5
- Points have *labels* of positive (orange) or negative (blue)
- Two possible machine learning *tasks*:
 - Classification: Predict class of test points
 - Regression: find function to separate classes
- *Evaluation*: split dataset into training and test, e.g., 70% training, 30% test



Available Input features

X_1 Point's x value

X_2 Point's y value

X_1^2 Point's x value squared

X_2^2 Point's y value squared

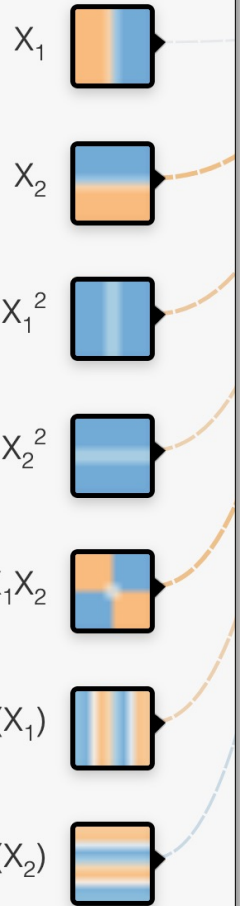
X_1X_2 Product of point's x & y values

$\sin(X_1)$ Sine of point's x value

$\sin(X_2)$ Sine of point's y value

FEATURES

Which properties do you want to feed in?



Designing a neural network

- Simple feed forward NNs have a few choices
 - What input features to use
 - How many hidden layers to have
 - How many neurons are in each layer
 - How each layer is connected to ones before & after
- Complex NNs have more choices
 - E.g., CNNs, RNNs, etc.
- High-level interfaces (Keras, TensorFlow, PyTorch, ...) try to make this easier

Tinker With a Neural Network Right Here in Your Browser. Don't Worry, You Can't Break It. We Promise.

Epoch: 000,000 | Learning rate: 0.03 | Activation: ReLU | Regularization: None | Regularization rate: 0 | Problem type: Classification

DATA

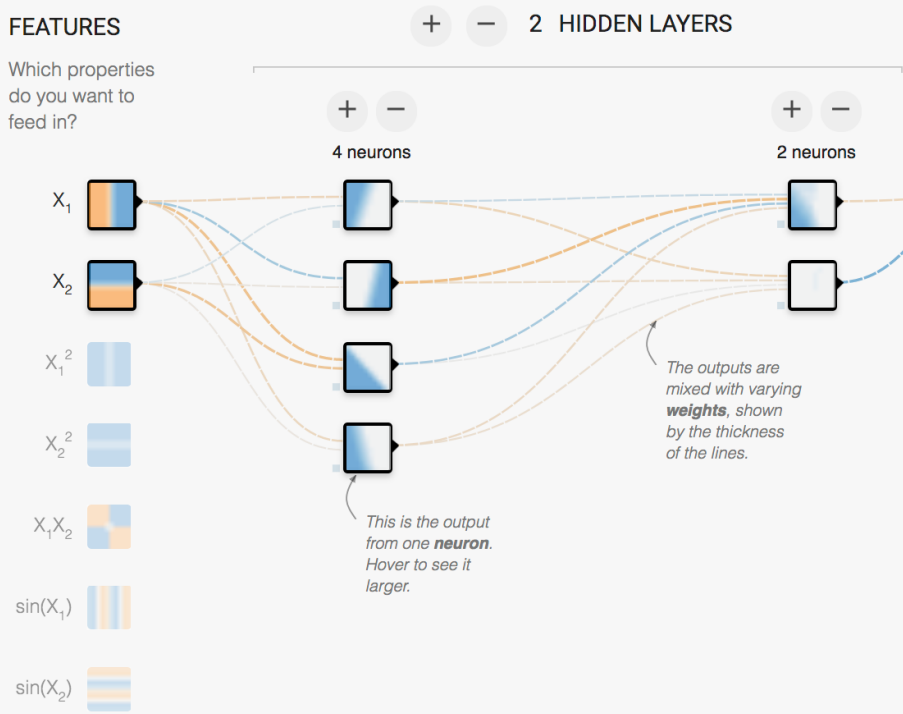
Which dataset do you want to use?

Ratio of training to test data: 50%

Noise: 0

Batch size: 10

REGENERATE



OUTPUT

Test loss 0.435
Training loss 0.432

Colors shows data, neuron and weight values.

Show test data Discretize output


Training a Neural Network

- Neural networks are used for **supervised** machine learning and need to be trained
- The training process is broken down in a series of *epochs*
 - In each epoch, all of the training data is run through the system to adjust the NN parameters
- Process ends after a fixed # of epochs or when error rate flattens or starts increasing

Typical Training Flow

- Divide training data into batches of instances (e.g., batch size = 10)
- For each epoch:
 - For each batch:
 - Instances run through network, noting difference between predicted and actual value
 - Backpropagation used to adjust connection weights
 - Stop when training loss flatten out
- If test loss is too high, then try
 - Adding additional hidden layers
 - Adding more features to inputs
 - Adjusting hyperparameters (e.g., learning rate)
 - Get more training data

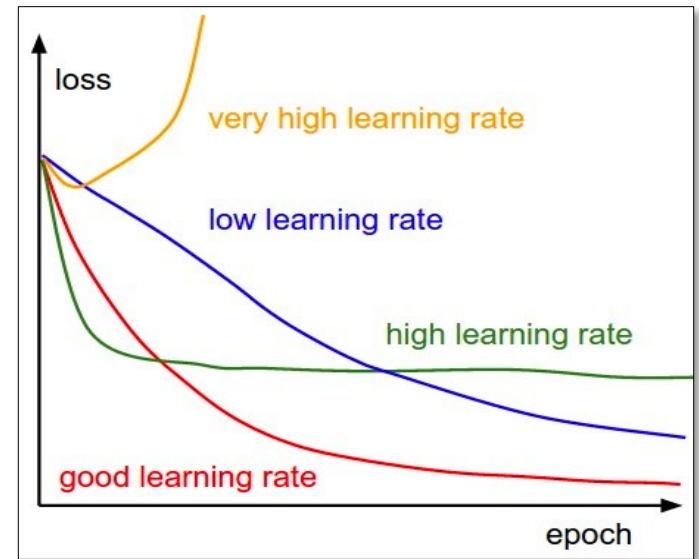
Hyperparameters



- Parameters whose values are set before the learning process begins
- Basic neural network hyperparameters
 - Learning rate (e.g., 0.03)
 - Activation function (e.g., ReLU)
 - Regularization (e.g., L2)
 - Regularization rate (e.g., 0.1)

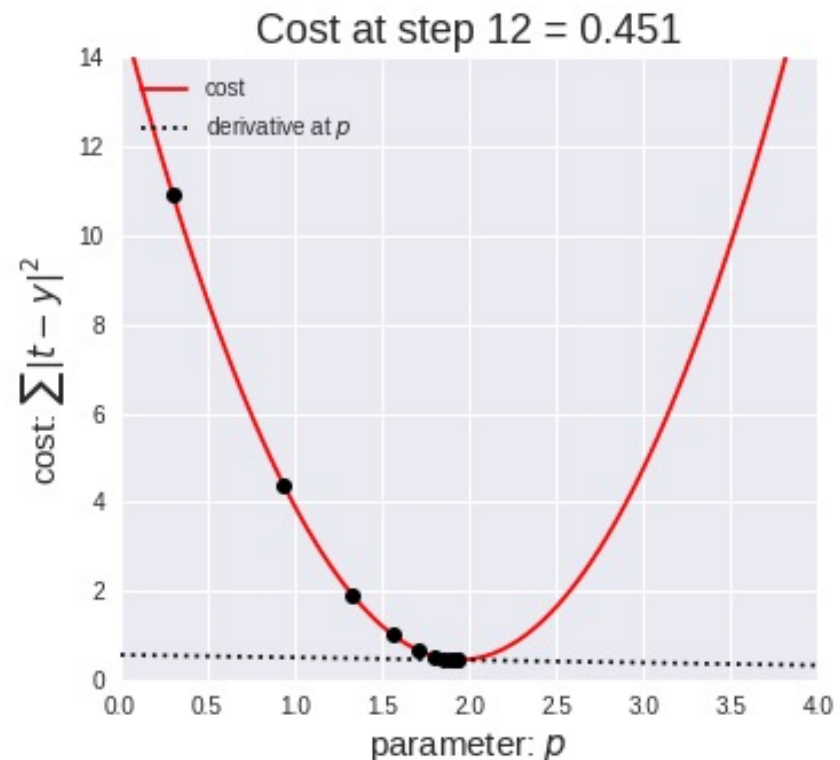
Learning rate

- Gradient descent used in backpropagation to adjust weights to minimize the loss function
- Learning rate determines how much weights are adjusted each time
- If too high, we may miss some or most minima
 - Result: erratic performance or never achieving a low loss
- If too low, learning will take longer than necessary



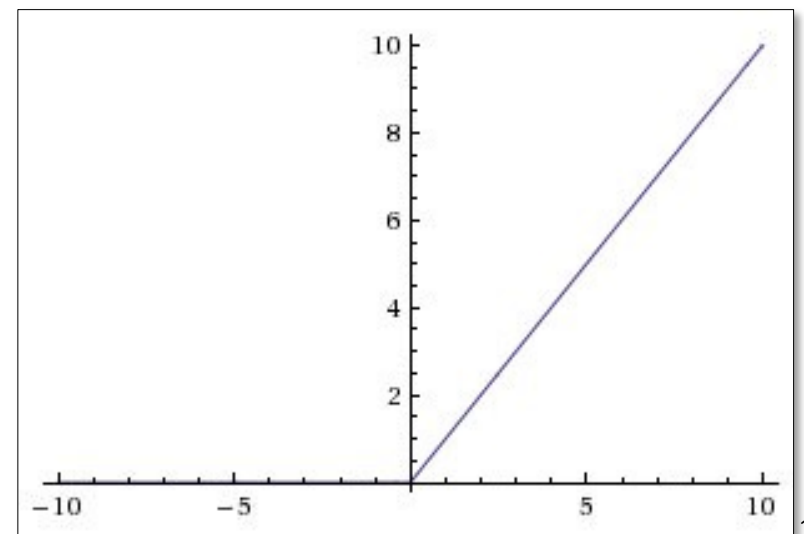
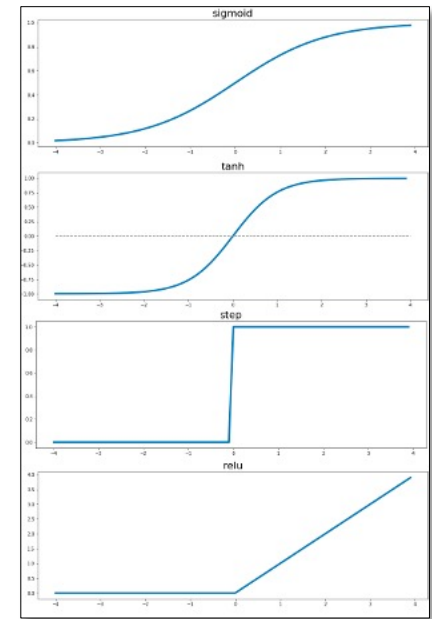
Gradient Descent

- Iterative process used in ML to find local minimum in our loss function measuring errors
- Moves in direction of steepest descent
- Step size decreases as steepness lessens to avoid missing minima
- Custom variants for NNs include [adam optimization](#)

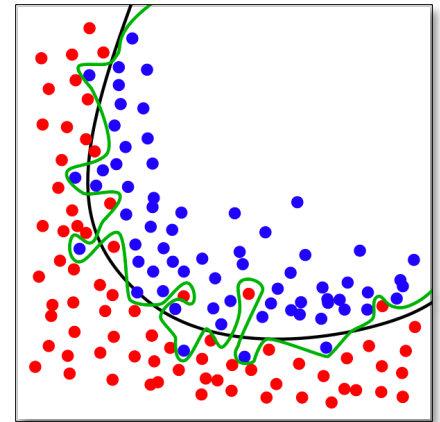


Activation Function

- Determines a node's output given its inputs
- The ReLu (rectified linear unit) is simple and a good choice for most networks
- Returns zero for negative values and its input for positive ones
 - $f(x) = \max(0, x)$



Regularization



- Parameter to control overfitting, i.e. when the model does well on training data but poorly on new, unseen data
- L2 regularization is the most common
- Using dropout is another common way of controlling overfitting in neural networks
 - At each training stage, some hidden nodes temporarily removed (dropped out)

Hyperparameter optimization



- How do we find the best settings for these hyperparameters?
- Experimentation
 - Experiment with a range of different settings (e.g., for learning rate) via multiple runs
 - Use a [grid search](#) tool, e.g., [scikit learn's](#)
- Experience
 - Similar problems with similar data will probably benefit from similar settings

Tinker With a **Neural Network** Right Here in Your Browser. Don't Worry, You Can't Break It. We Promise.

Epoch: 000,000 | Learning rate: 0.03 | Activation: ReLU | Regularization: None | Regularization rate: 0 | Problem type: Classification

DATA

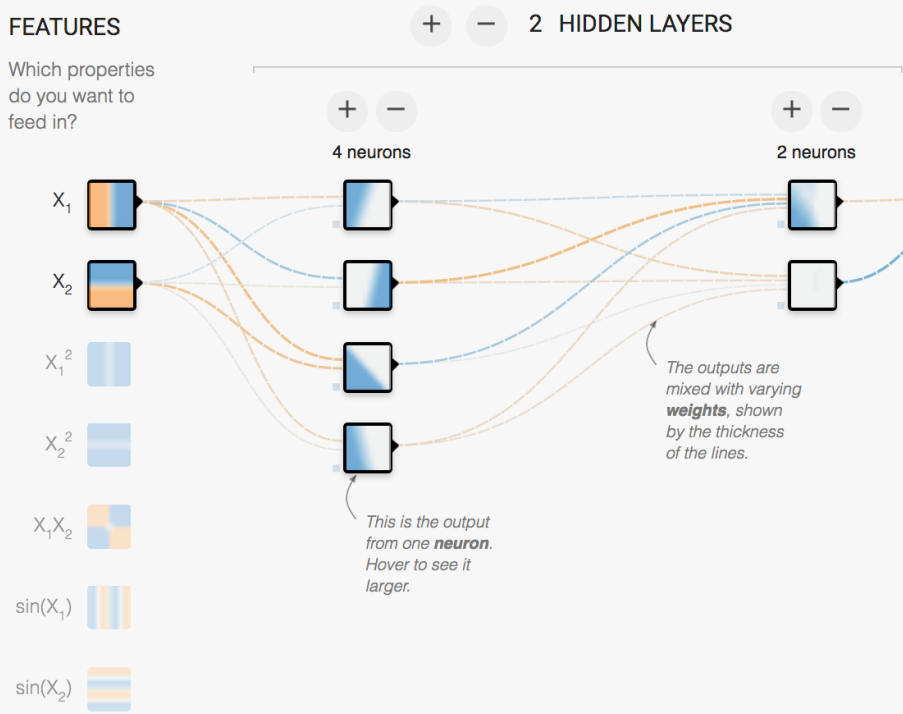
Which dataset do you want to use?

Ratio of training to test data: 50%

Noise: 0

Batch size: 10

REGENERATE



OUTPUT

Test loss 0.435
Training loss 0.432

Colors shows data, neuron and weight values.

Show test data Discretize output